


Questions?

Contact the RBdigital support team at

1-877-772-8346

or

yoursupport@recordedbooks.com.




rb digital

UNLIMITED
digital access to your
favorite magazines!

Patron support is available from 7:30 a.m. to 6:30 p.m. ET, Monday through Friday.

Check out your library's website or visit the information desk for more details.




One India Street, P. O. Box 808
Nantucket, MA 02554
(508) 228-1110
www.nantucketatheneum.org

Getting Started

RBdigital can be found on your library's website.

To enjoy RBdigital's wide selection of popular magazines, follow these simple instructions.

1. Browse the collection and check out any title you like by selecting the **CHECKOUT** icon or clicking on the cover for more information about the publication and then selecting **CHECKOUT**.



2. Create an account or log in with your RBdigital library credentials.

Checking Out and Reading with Mobile Apps



For additional help, visit the information desk or click on the ? icon on the library collection page.

3. Click **KEEP BROWSING** or **START READING**.

You may also opt-in to receive email notifications of when the next issue is available.

Reading Online in Your Browser

1. Click **START READING** to instantly read your magazine on your computer or mobile device browser. The viewer will open a second window.



2. Toggle back to the **MAGAZINE COLLECTION** tab to check out additional magazines.

Enhance your reading experience with RBdigital mobile apps, including those for iOS, Android™, and Kindle™. Access your app store directly or from the links provided on the library collection page.

RBdigital apps require downloaded editions of the magazine.



*Depending on when you are accessing RBdigital, you may see one of these two logos.

Managing Your Magazines

RBdigital magazines can also be read from within your personal reading collection.

1. Select the **MY COLLECTION** link to access all of your previously checked-out magazines.
2. Click on a magazine cover or the **MY COLLECTION** icon.
3. Update display settings.
4. View your personal collection by issue date, checkout date, or specific publication.
5. Remove any unwanted magazine issue by selecting the **DELETE/TRASH** icon.



Use the RBdigital mobile app to read your magazines and check out additional magazines. To check out additional magazines, select **EXPLORE** on your device and check out magazines from your library collection. Return to your app by selecting **RETURN TO LIBRARIES** on iOS devices or by selecting the return arrow on Android or Kindle devices. Select magazines to download and read.

Thank you for using RBdigital!